

# 7000 SERIES HIGH CAPACITY REACH-FORK® & DEEP-REACH® TRUCKS

**RAYMOND**





## BUILT TO PERFORM. DESIGNED TO WORK TOGETHER.

For 95+ years, The Raymond Corporation has built a reputation based on top-notch quality, reliability and exceptional customer service.

We design and build the best lift trucks in the business. We provide technologies, systems and solutions that bring day-to-day warehouse and distribution operations to a new level of performance. And we support customers with a network of skilled service centers and technicians unmatched in the industry.

From our eco-efficient trucks and telematics to our warehouse optimization and flexible financing, Raymond's big-picture approach and precisely targeted solutions are designed to adapt and grow with your business.

Our innovations in energy savings, space utilization, ergonomics, manufacturing quality and fleet optimization – combined with our best-in-class products and services – work together to increase efficiency and lower costs throughout your material handling operations.

Raymond stands ready to help you run better and manage smarter – end to end.





# HIGHEST. HEAVIEST. FASTEST.

With today's on-demand economy, facilities are getting higher and loads are getting taller and heavier. The Raymond® High Capacity Reach-Fork trucks are designed to reach higher, lift heavier and run faster — providing greater storage and slotting flexibility for lower costs.

## RAYMOND HIGH CAPACITY REACH-FORK AND DEEP-REACH TRUCKS

---

MAXIMUM STORAGE AND MINIMIZED COSTS  
with the highest lift height in the industry

ENHANCED OPERATOR PRODUCTIVITY  
with superior comfort and visibility

COMPLETE SLOTTING FLEXIBILITY  
with the greatest capacity at height

BETTER RELIABILITY  
with durable components

GREATER OPERATOR CONFIDENCE  
with less mast sway

FASTER, SIMPLER MAINTENANCE  
with easier service access and diagnostics

SUPERIOR BATTERY PERFORMANCE AND  
MORE UPTIME  
with a unique, energy-efficient design

EASIER UPGRADES AND  
GREATER APPLICATION FLEXIBILITY  
with fully integrated, scalable technologies  
and telematics

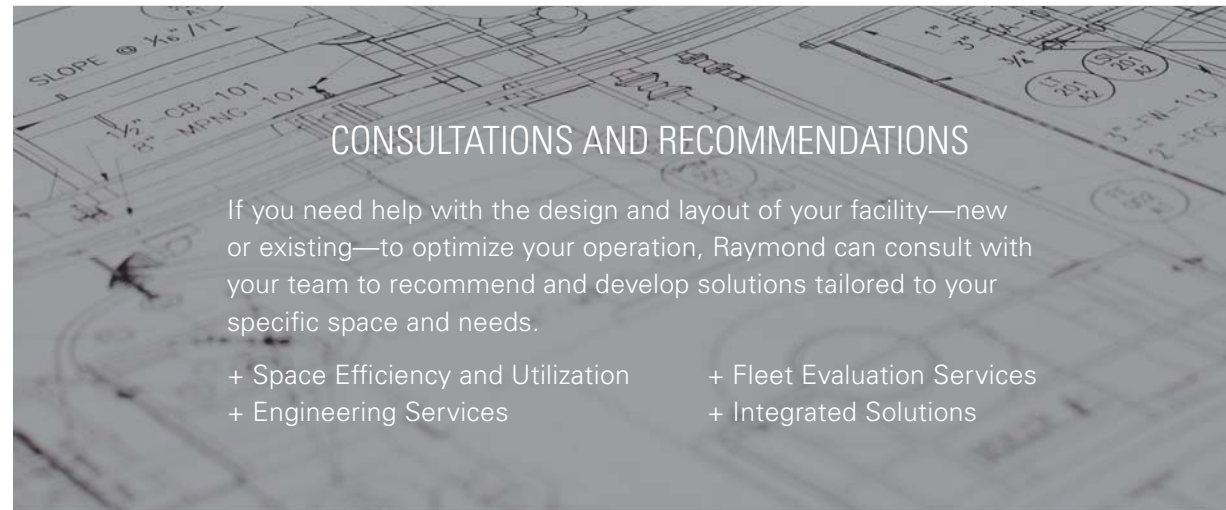
---



# RAISE THE ROOF

As delivery times get shorter and delivery windows get smaller, warehousing and distribution operations continue to move closer to end customers. With space at a premium in urban locations and cost per square foot an ever-present concern, facilities are growing upward, not outward. Operations are also being asked to store broader inventories, often at colder temperatures, and to handle loads of increasing height and weight.

To work in this environment, you need a fleet of trucks capable of lifting higher, carrying heavier, and working longer—even at colder temperatures. You need forklifts with the capacity to put any pallet anywhere—for random storage, optimum cube utilization, and complete flexibility.



## CONSULTATIONS AND RECOMMENDATIONS

If you need help with the design and layout of your facility—new or existing—to optimize your operation, Raymond can consult with your team to recommend and develop solutions tailored to your specific space and needs.

- + Space Efficiency and Utilization
- + Fleet Evaluation Services
- + Engineering Services
- + Integrated Solutions

## VERTICAL = ECONOMICAL


By limiting a facility's footprint and minimizing floor and roof areas, building higher is typically more affordable than building bigger—whether you're building new or building on.



### 32FT CLEAR BUILDING HEIGHT WAREHOUSE EXAMPLE

6 Level Rack  
80,000 ft<sup>2</sup>  
14,784 pallets stored

**ESTIMATED COST AT \$5 PER SQ FT<sup>2</sup> IS \$400,000\***



### 50FT CLEAR BUILDING HEIGHT WAREHOUSE EXAMPLE

10 Level Rack  
45,345 ft<sup>2</sup>  
14,784 pallets stored

**ESTIMATED COST AT \$5 PER SQ FT<sup>2</sup> IS \$226,725\***

(\*Deep-Reach Application)

# HIGHEST

RAYMOND SINGLE AND  
DEEP-REACH TRUCKS  
UPTO 542"

COMPETITIVE SINGLE AND  
DEEP-REACH TRUCKS  
UPTO 505"

## LOWERING YOUR COST PER PALLET STORED

To maximize efficiency—and profitability—you need to maximize your number of pallet positions in every aisle to minimize your cost per pallet stored.

With the highest reach in the industry, Raymond High Capacity Reach-Fork trucks let you increase the height of your racking to optimize your storage capacity without increasing your footprint; lowering your overall cost per slot.

Ideal for operations storing more than 6-8 pallets of the same SKU, our Deep-Reach models allow you to store 2 pallets in tandem. This can lower your cost per pallet stored even further, allowing you to increase storage density by eliminating 2 out of every 5 aisles.

## PALLET STORAGE—80,000 FT<sup>2</sup> FACILITY

CRITERIA: \$5 per square foot | 48"x40"x48" pallet size (l x w x h)

### STANDARD REACH-FORK TRUCK

MAXIMUM CEILING HEIGHT  
40'

PALLET SLOTS:  
16,544

**COST PER PALLET STORED:**  
\$24.18

### HIGH CAPACITY REACH-FORK TRUCK

MAXIMUM CEILING HEIGHT  
50'

PALLET SLOTS:  
19,740

**COST PER PALLET STORED:**  
\$20.26

### HIGH CAPACITY DEEP-REACH TRUCK

MAXIMUM CEILING HEIGHT  
50'

PALLET SLOTS:  
24,640

**COST PER PALLET STORED:**  
\$16.23

INCREASING YOUR CEILING HEIGHT BY 10' IN AN 80,000 FT<sup>2</sup> STORAGE AREA ALLOWS YOU TO:

	REACH-FORK	DEEP-REACH
Expand pallet storage by:	19%	25%
Reduce your annual cost per pallet stored by:	16%	20%



## GREATER CAPACITY FOR SUPERIOR FLEXIBILITY

With 64" pallet loads making up 50% of today's market\*—and loads only getting heavier as a result—you can't be limited to storing taller and heavier items at low levels any more. To minimize storage costs, you need the flexibility to put any pallet, anywhere—from floor level to the top beam.

Capable of lifting full pallets—weighing as much as 2,000 lbs.—up to 505" (Single or Deep-Reach), our trucks let you utilize every reserve position above your pick slots to:

- + Optimize your storage capacity and cube utilization
- + Maximize your number of pallet positions in every aisle
- + Shorten retrieval times
- + Minimize your cost per pallet stored
- + Accelerate slot replenishment
- + Reduce times for letdown cycles

\*Source: HPA Inc.

## HEAVIEST

RAYMOND DEEP-REACH TRUCKS  
505" 2,000 LBS

COMPETITIVE DEEP-REACH TRUCKS  
505" 1,750 LBS

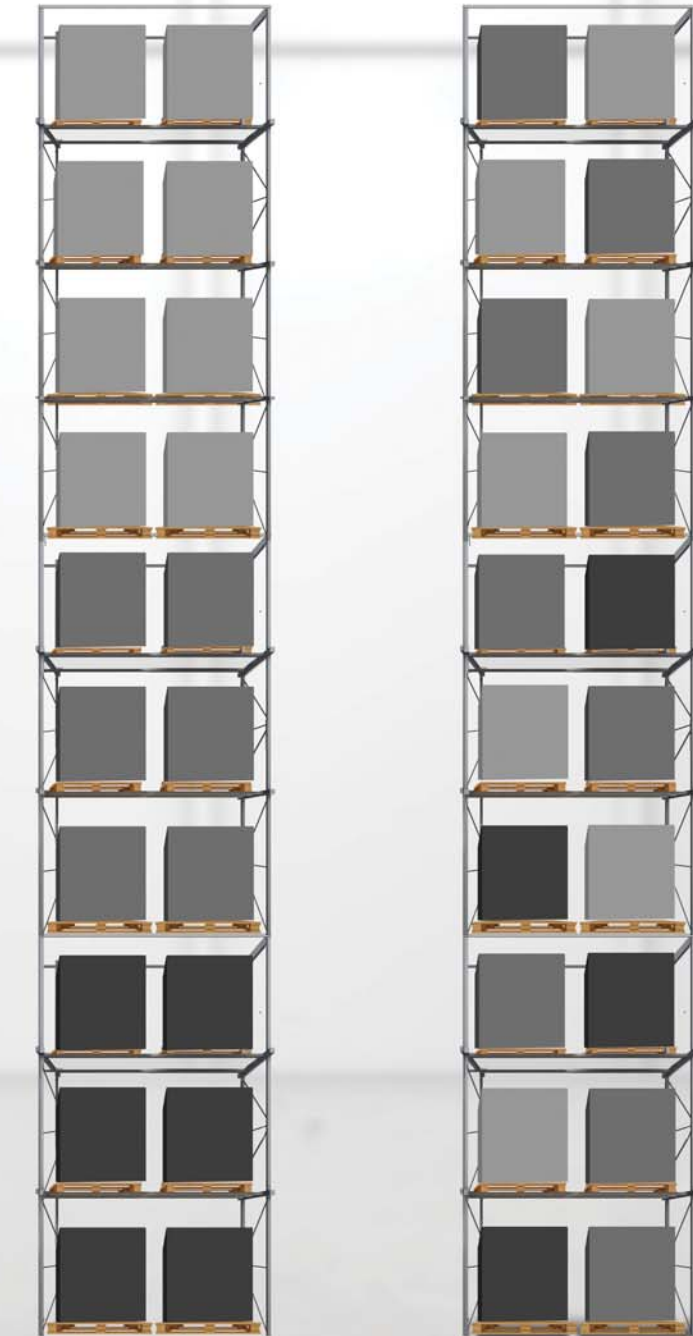
\*\*45" baseleg opening

## THE BENEFITS OF RANDOM STORAGE

By lifting full pallets to the top beam, Raymond High Capacity Reach-Fork trucks let you avoid the capacity-at-height limitations of standard forklifts. This allows you to utilize 100% of the slots in your facility for complete random storage and unparalleled flexibility.

Slow-moving, heavier items can now be stored at height, freeing up more accessible slots for high-demand items so you can minimize travel, restocking, and fulfillment times.

## FIXED VS. RANDOM SLOTTING



FIXED

RANDOM

■ = 1,000 lbs.  
■ = 2,000 lbs.  
■ = 3,000 lbs.

# 7000 SERIES HIGH CAPACITY REACH-FORK AND DEEP-REACH TRUCKS

## LIFT HEAVIER LOADS HIGHER THAN EVER

Engineered to handle the higher heights and heavier loads of today's warehousing and distribution facilities, Raymond High Capacity Reach-Fork and Deep-Reach trucks offer everything you need to enhance the productivity of your individual operators and overall operation.

STABILITY | ENERGY EFFICIENCY | VISIBILITY | RELIABILITY | TECHNOLOGY

From superior operator confidence to greater truck uptime, Raymond High Capacity Reach-Fork trucks are the ideal solution for accessing your top beam and impacting your bottom line.

### SPECIFICATIONS

Elevated heights up to 542"

Capacities up to 4,500 lbs.

Operator compartments:

- + Sit/Stand
- + Exclusive Universal Stance
- + Dockstance

Battery:

- + 36V
- + 21" and 23" battery compartment

Speeds (unloaded/loaded):

- + Travel (mph): 8.0/7.0
- + Lift (fpm): 168/90
- + Lower (fpm): 230/230

**+ energy efficiency**  
with an exclusive ACR System™ and optimized displacement pump

**+ minimized shocks and sways**  
with an innovative inertial dampener

**+ enhanced operator comfort and visibility**  
with Raymond's exclusive Universal Stance configuration, patented open view mast and single-axis control handle

**+ greater durability and reliability**  
with ductile iron baselegs that absorb impacts better than steel

**+ data-driven insights and instant technology upgrades**  
with the industry's most comprehensive and scalable telematics (iWAREHOUSE Evolution™)

**+ unparalleled stability**  
with a heavy-duty mast, unique A-frame design, and 4-point suspension

**+ simple, intuitive operation**  
with a single Multifunction Color Touchscreen Display

**+ faster, simpler maintenance**  
with integrated service diagnostics and bolt-on wheel plates that change out in minutes







# A NEVER-ENDING CYCLE OF PRODUCTIVITY

Beyond just point-to-point travel time, lift truck productivity hinges on a variety of factors including acceleration, deceleration, lift and lower speeds, and battery consumption. Every second counts at every step of a pallet move, and Raymond High Capacity Reach and Deep-Reach trucks are designed to save valuable time throughout the cycle.

With industry-leading lift, lower, acceleration, and travel speeds, longer battery shift life, and minimized mast sway, our trucks help you maximize the number of pallets moved every hour of every shift.

## MINIMIZED MAST SWAY FOR MORE PRECISE PALLET HANDLING

Particularly important when lifting heavier loads higher, truck stability is key to operator security, confidence, and performance. Raymond High Capacity Reach-Fork trucks have been engineered to minimize mast sway for faster pallet interfaces and greater productivity.

# FASTEST

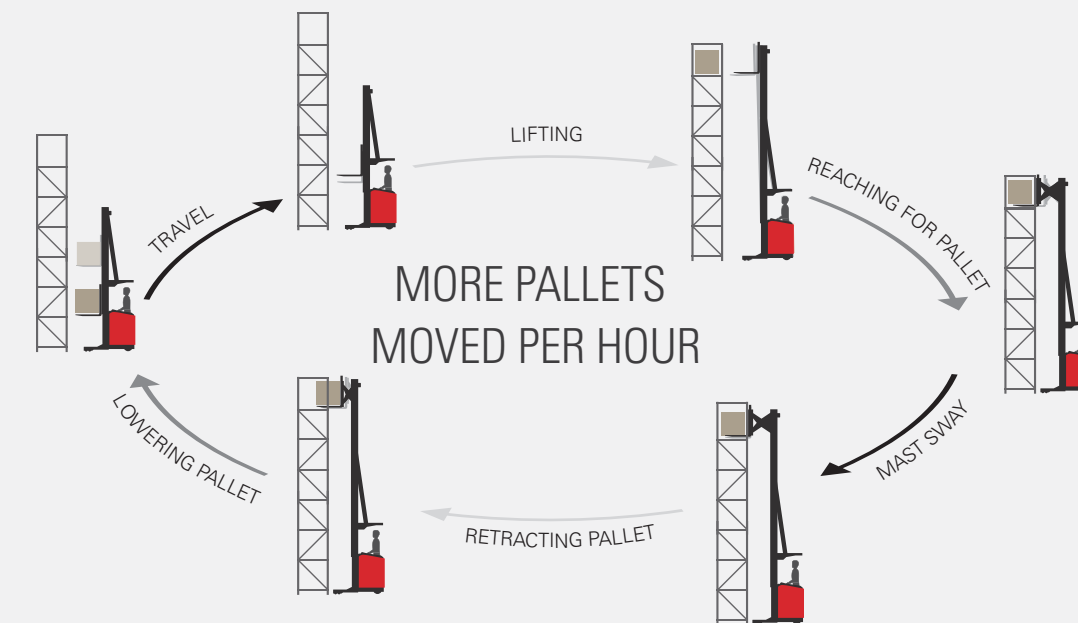
15% FASTER CYCLE TIMES FOR MORE PALLETS MOVED PER HOUR

## MORE PALLETS PER SHIFT = MORE PALLETS PER YEAR

	INDUSTRY STANDARD	RAYMOND
PALLETS PER HOUR	20	25
PALLETS PER 8 HOUR SHIFT	160	200
ANNUAL PALLETS MOVED (365 days)	58,560	73,000

Independent third-party testing monitored by TUV Rheinland® – North America, Raymond's 753-DR32TT model performed identical load-handling tasks to compare productivity versus a comparable competitor truck. Raymond High Capacity Reach-Fork trucks were found to have a 15% faster cycle time.

**14,400**  
MORE PALLETS MOVED A YEAR





# MORE COMFORTABLE AND PRODUCTIVE OPERATORS

Working with high racking can make pallet handling difficult and be physically demanding on operators. It also impacts visibility. Raymond's exclusive Universal Stance configuration allows operators to look straight up at loads for increased comfort, superior visibility, and greater productivity.



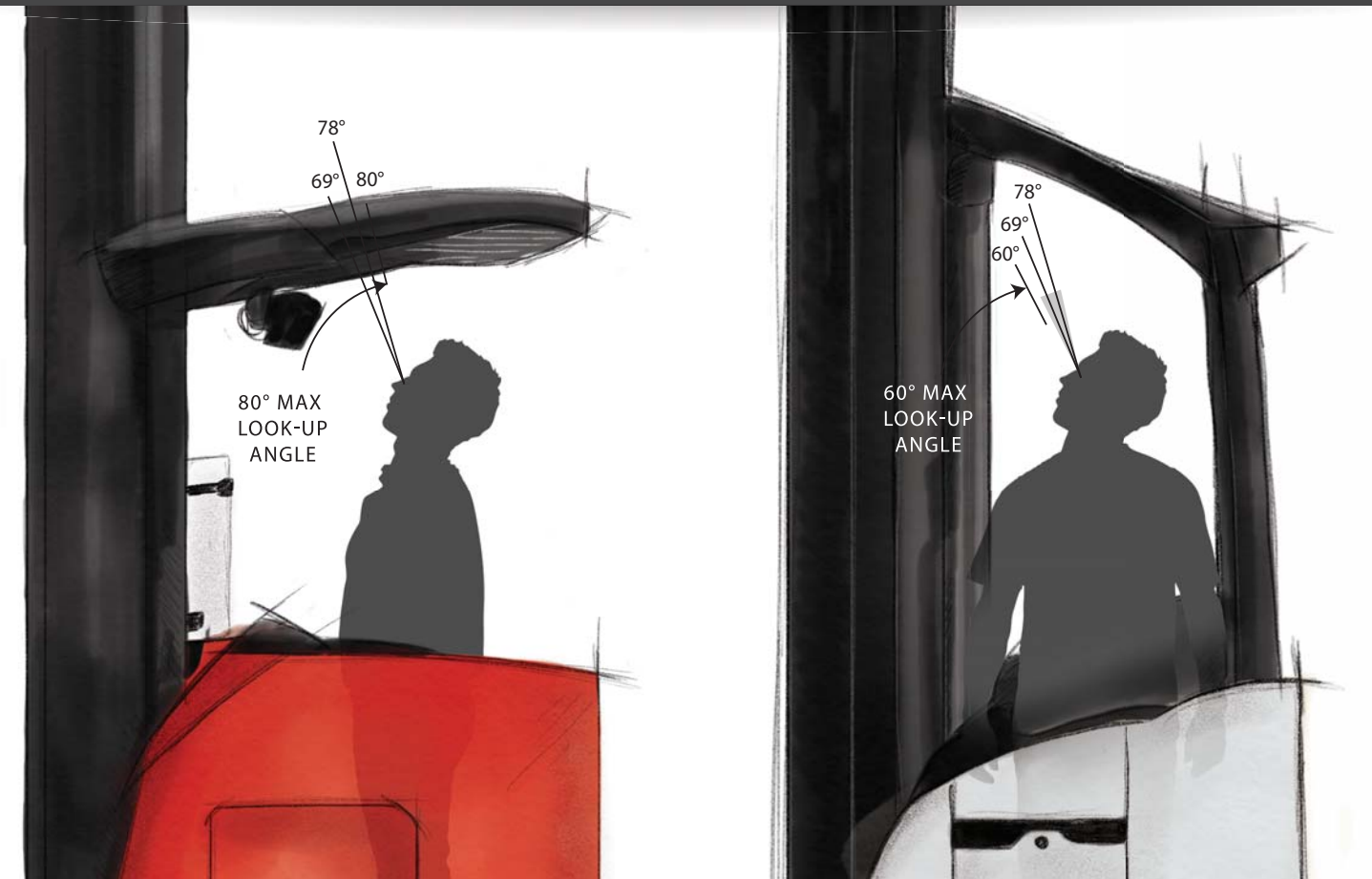
## OPTIONAL SECONDARY CONTROL HANDLE

Provides added comfort and convenience when traveling tractor-first.



## BETTER VISIBILITY FOR GREATER PRODUCTIVITY

UNIVERSAL VS. DOCKSTANCE



When an operator can face forward and look directly at a rack while storing and retrieving pallets, look-up angles improve by 20 degrees—or 200 inches—compared to standing sideways to the load.



# REACH FOR A SMARTER, MORE PRODUCTIVE TRUCK

More than just robust tools for material handling, Raymond High Capacity Reach-Fork trucks are productivity-enhancing, data-generating vehicles offering energy efficiency, greater reliability, and integrated technologies and telematics that can be activated at any time to adapt to the changing needs of your business. No other truck is better prepared—or better equipped—for the warehouse of the future.

## INTEGRATED TECHNOLOGIES & TELEMATICS

Raymond High Capacity Reach-Fork trucks feature fully integrated options and telematics that can be turned on and off as you need them to optimize productivity—all with minimal aftermarket technician work.

All vehicle information and integrated technologies go through a single, intuitive 7" Multifunction Color Touchscreen Display for greater usability and enhanced operator visibility:

- + Consolidated vehicle systems minimize the number of monitors a truck needs and an operator has to interact with
- + Makes vehicle information readily available and easily visible, including travel speed, battery state-of-charge and carriage position
- + Real-time status and fault codes aid in troubleshooting
- + The industry's most comprehensive and scalable telematics (iWAREHOUSE Evolution™) turns your trucks into data-generating tools that can help you cut costs and operate more efficiently

INTEGRATED  
TECHNOLOGIES

RELIABILITY



ENERGY EFFICIENCY  
FOR LOWER COSTS

Heavier loads, higher lift heights, and colder temperatures all mean more of a drain on battery power. But with a larger displacement pump that allows the motor to operate more efficiently and optimize battery shift life and our proprietary ACR System™ that delivers faster acceleration and industry-leading lift/lower speeds, Raymond High Capacity Reach-Fork trucks let you move more pallets efficiently and economically.

MAXIMIZE UPTIME  
WITH GREATER RELIABILITY

From lift heights to load weights to operating temperatures, High Capacity Reach-Fork trucks are pushed to the limit every day. Reliability requires durability. That's why we engineer our trucks with fewer parts—and only the best components—to minimize and simplify maintenance. They're not just designed to lift to your ceiling; they're engineered to stay working on your floor.

ENERGY  
EFFICIENCY





# HIGH PERFORMANCE IN LOW TEMPERATURES

Food and beverage distribution facilities continue to grow in number—and size—with consumer’s ever-increasing demand for fresh and frozen food. Operational costs and storage requirements are pushing clear heights upward, requiring trucks to not only lift heavy loads higher, but to do so as efficiently and reliably as possible in temperatures down to -20°F.

To address this growing need, High Capacity Reach-Fork trucks have been engineered with an array of innovative design features and options to optimize the performance of your forklifts, your batteries, and your operators.



## INCREASED OPERATOR COMFORT AND REDUCED FATIGUE

ThermaKit™ System improves operator comfort and productivity in freezers and cold storage applications by heating the control handle, floor cushion, and seat.



## SUPERIOR RELIABILITY AND UPTIME

Cold Storage Conditioning Package protects sensitive lift truck control systems with hydraulic, mechanical, and electrical components that are matched to different temperature levels to assure peak performance and productivity.



## TESTED FOR TOUGHNESS

To ensure optimal performance in cold storage environments, Raymond High Capacity Reach-Fork trucks are tested in our own freezer facility that duplicates the harshest low-temperature conditions, including extreme cycles of freezing and thawing.

# LONGER BATTERY SHIFT LIFE

While battery shift life is a concern in any application, it’s particularly important in cold storage where battery capacity can be reduced by up to 75%.

Raymond’s energy-efficient design keeps trucks running longer—even in freezer conditions—for minimized battery charging and changing requirements, so they can work longer, move more pallets, and increase your productivity and profitability.

Our trucks can also move between ambient and freezer temperatures with minimal decline in performance—minimizing the 40%\* drop-off typically seen in freezer applications.

## IMPACT OF ELECTROLYTE TEMPERATURE ON BATTERY CAPACITY

TEMPERATURE °F	TEMPERATURE °C	BATTERY CAPACITY
80	27	100%
60	16	78%
40	4	65%
20	-7	52%
0	-18	40%
-20	-29	28%

\*Source: EastPenn



# MORE EFFICIENT OPERATORS. MORE PRODUCTIVE WAREHOUSES.

At Raymond, we do more than just build the best lift trucks in the business. We're here to help you optimize the efficiency and productivity of your entire operation.

From industry-leading telematics for effective fleet and warehouse management, to cutting-edge operator teaching technologies, we offer the tools and resources to enhance the performance of your people and your warehouse.



## VIRTUAL REALITY SIMULATOR —A UNIQUE VIEW ON OPERATOR INSTRUCTION

The first of its kind in the industry, Raymond's Virtual Reality Simulator gives operators a realistic sense of working at extreme heights to build skills and confidence.

- + Puts operators on an actual Raymond lift truck in the most realistic virtual warehouse available.
- + Allows instructors to provide real-time feedback.
- + Eliminates the need for a large, dedicated teaching areas in your warehouse, enhancing potential storage capacity.

IMPROVE OPERATOR SKILLS | ADVANCE LEARNING | ENHANCE CONFIDENCE | BUILD EXPERTISE | IMPROVE EFFICIENCY

## iWAREHOUSE® FLEET MANAGEMENT AND WAREHOUSE OPTIMIZATION SYSTEM

The most comprehensive and scalable telematics platform in the industry, iWAREHOUSE Evolution offers the most complete and customizable solution for labor, fleet and warehouse optimization.

Available as an option on all Raymond High Capacity Reach-Fork trucks, iWAREHOUSE lets you activate modules at any time to adapt your fleet to the changing needs of your business.

By giving you customizable, actionable insights into your operation, telematics can help you:

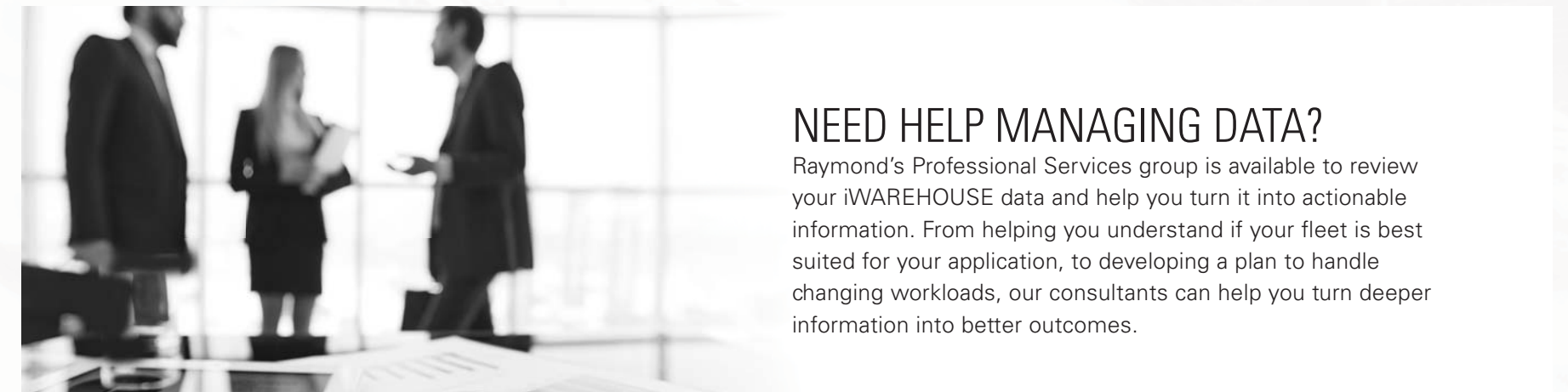
- + Enhance the security of your people
- + Streamline OSHA compliance
- + Minimize impacts
- + Optimize the size of your fleet

AVAILABLE  
MODULES

ASSET AND MAINTENANCE  
MANAGEMENT  
iTRACK®

OPERATOR AND FLEET  
MANAGEMENT  
ESSENTIAL

WAREHOUSE  
OPTIMIZATION  
ENTERPRISE



## NEED HELP MANAGING DATA?

Raymond's Professional Services group is available to review your iWAREHOUSE data and help you turn it into actionable information. From helping you understand if your fleet is best suited for your application, to developing a plan to handle changing workloads, our consultants can help you turn deeper information into better outcomes.



# THE HIGHEST AND BROADEST LINE IN THE INDUSTRY



Raymond revolutionized the material handling industry with the introduction of the Reach-Fork truck in 1954, and we continue to offer the best-selling, best-engineered reach trucks in North America today.

The most comprehensive line on the market with more than 700 configurations, our 7000 Series Reach-Fork trucks feature an array of tools and technologies to optimize efficiency and productivity.

## 7000 SERIES REACH-FORK TRUCKS AT A GLANCE

- + Over 700 configurations
- + Available in Universal, Dockstance, Sit/Stand and 4-Directional models
- + Single and Deep-Reach models
- + Capacities up to 4,500 lbs.
- + Elevated Heights up to 542"
- + 24 & 36-volt
- + 14, 16, 18, 21 and 23" width battery compartments

## BENEFITS

- + **Superior load stability and a smoother ride** with an innovative suspension system
- + **Quick acceleration, smoother directional changes,** and longer battery shift life with our unique ACR System
- + **Improved operator comfort and visibility** with single-axis control handle, ergonomic controls and an open view mast
- + **Superior reliability and uptime** with more durable components and easier service
- + **Lower total cost of ownership** with minimized energy and maintenance requirements
- + **Long-term adaptability to changing business needs** with integrated, scalable telematics

# OPTIONS TO ENHANCE PRODUCTIVITY AND ACCURACY

Tall facilities and refrigerated warehouses come with their own unique set of challenges. Which is why Raymond's High Capacity Reach-Fork trucks are engineered with an array of specialized features and technologies designed to enhance load handling accuracy and operator performance in these demanding environments.



**VANTAGE POINT® SYSTEM**  
with exclusive High-Dynamic Range (HDR) camera



**FORK-TIP LASER GUIDE**  
with exclusive high-visibility green option



**THERMAKIT™ SYSTEM**  
including heated seat, control handle, and floor cushion



**HEIGHT-TILT INDICATOR**  
displays the exact distance of the forks above the floor



**iWAREHOUSE EVOLUTION**  
scalable telematics



#### + warranty coverage

Raymond Asset Protection™ is Raymond's industry-leading warranty that begins with a Standard Warranty – coverage that starts the moment the new truck arrives at your facility.\* Additional coverage options are available; select the option that fits your fleet so you can maximize performance while locking in affordable, predictable service costs.

\*For complete details, refer to the Raymond Standard Warranty.



#### + maintenance

Designed to fit your budget, Raymond offers three plans specific to your needs which you can tailor for individual trucks or entire fleets: contract maintenance, comprehensive fixed-price maintenance and scheduled maintenance audit.



#### + parts

Raymond Parts™ is the industry's most comprehensive one-stop shop for world-class lift truck parts. Raymond is committed to meet all your parts and supply needs, regardless of the make or model of the truck. We sell only the highest quality parts that meet or exceed OEM quality standards.



#### + pre-owned lift trucks

Raymond RENEWED™ offers certified, pre-owned electric lift trucks that have undergone a rigorous quality inspection and reconditioned with genuine OEM parts from top to bottom. Every truck is delivered with full warranty coverage.



#### + rentals

A Raymond rental is the smart and economical solution to meet your interim material handling needs – whether you are looking for seasonal rentals, unplanned peaks in activity, replacing trucks for scheduled repairs or waiting for delivery of new equipment. Or, if you just want to establish the value of the equipment before purchasing or leasing.



#### + training

Studies have shown that effective operator training can help improve how your operation runs. Designed to help you protect your people, equipment and materials, Safety on the Move® can assist in satisfying the OSHA mandate to train your operators.



#### + expert technicians

For those customers who have lift truck technicians on-site, Raymond offers Customer Technician Courses. Training is available at Raymond headquarters, at your facility or your local Raymond authorized Sales and Service Center.



#### + financing

For an outstanding and flexible Raymond equipment solution, your Raymond Sales and Service Center and Raymond Leasing Corporation deliver what your business needs – the equipment you need to grow, at fixed costs. Raymond offers low ownership interest rates and variety of affordable and flexible lease options.



#### + iTRACK®

The iTRACK Asset and Cost Management System helps to reduce your overall cost of ownership. It provides accurate, actionable maintenance data and reports—from individual assets, to a fleet at a single location, or across your entire enterprise. iTRACK is your anytime, anywhere web-based asset management system.



#### + iWAREHOUSE®

iWAREHOUSE delivers the industry's most comprehensive and scalable fleet telematics solution. From battery monitoring and impact management to vehicle and operator utilization, electronic checklists, labor management and professional services – iWAREHOUSE gives you all the tools and insights you need to run more efficiently, reliably and profitably.



# FROM FLEET TO FINANCE, WE'VE GOT YOU COVERED

In warehouse management, the bottom line is the bottom line. And because efficiency works best when it works end to end, everything Raymond offers is built to work together.

- + Trucks and Training
- + Fleet Maintenance and Parts
- + Warehouse Optimization System
- + Certified, Pre-owned Lift Trucks and Rentals
- + Industry Leading Warranties
- + Flexible Financing Solutions

From initial consultation to custom-designed solutions to long-term product and operational support – and with a network of more than 100 Sales and Service Centers – Raymond provides unmatched, world-class support tailored to meet your needs, help you drive down costs and run your business better and smarter.



# RUN BETTER. MANAGE SMARTER.®

The world is always changing. Always evolving. Always moving ahead. To keep pace, you've got to run better, manage smarter. At Raymond, we're built to keep you running. We're built to solve your problems. End to end. Our passion for what we do drives how we impact your world. It helps us understand its unique challenges, and rise above them. In the warehouse and beyond, Raymond is always thinking about your business. Always looking forward. Always on.

For more information on 7000 Series High Capacity Reach-Fork and Deep-Reach Trucks and how they can help you maximize your pallet positions in every aisle, please contact your local Raymond Sales Representative.

IF YOU'RE LOOKING FOR A PARTNER WITH THE TOOLS AND EXPERIENCE TO HELP YOU RUN BETTER AND MANAGE SMARTER, LET'S TALK.

PO Box 130  
Greene, New York 13778-0130

Toll free 1-800-235-7200  
Fax 1-607-656-9005

[www.raymondcorp.com](http://www.raymondcorp.com)

Due to continuous product improvements, specifications are subject to change without notice. Some systems and features shown are optional at extra cost. ACR System, Raymond, Safety On The Move, Raymond Asset Protection, Raymond RENEWED, Raymond Parts, Deep-Reach, Reach-Fork, 4-D, iTRACK, iWAREHOUSE, iWAREHOUSE Evolution, Vantage Point and ThermaKit are U.S. trademarks of The Raymond Corporation.

©2018 The Raymond Corporation  
Printed in USA  
SIPB-1067 0618 CT-6

**RAYMOND**